2021 6 18

211387 “ ”

“ ” “ ” “ ” “

” “ ”

“ ”

“ ”

A

1

[2020]1086

[2020]79

A 4,010 2020 7 10

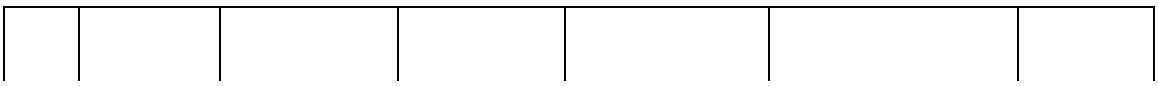

1 [202

” 2 “ 2 ”

“

2018 1 1 1

“ [2020] 021 ”

”

“

” “

1 2

3

”

“

”

1		2003.09.30	100%		
2		2006.10.30	100%		
3		2009.01.19	100%		
4		2011.03.14	100%		
5		2015.07.27	100%		
6		2016.05.24	100%		
7		2021.01.20	51% 49%		

2

.

3

2021 4 9

5

1

2021 4 9

2

	2,069.49	4,529.71	7,240.12
	5,204.67	1,650.00	3,052.30
	-	1,766.35	4,893.75
	28,301.97	**17,028.66**	**19,103.57**
	66.20%	**-10.86%**	**-**
	910.28	**1,336.01**	**890.98**
	-31.87%	**49.95%**	**-**

19,103.57 17,028.66

28,301.97 890.98

1,336.01 910.28

2020

2020

2019 7.16% 4.57% 2019 258.27 236.30

ÎÕÏÖÏÈÏÖÏ Ÿ Y 7³ CR 2 ㄅ “ T ∀

				%			

				%			
= -			-	-	-	6.40	-

				%			
			2,000.00	4.35	34.00	8.10	2,000.00
			1,000.00	4.86	148.00	19.71	1,000.00
			462.18	6.09	316.00	24.37	-
			362.26	6.09	304.00	18.37	-

2019 7.16% 2018 217.98

2019 258.27 2019 2020

2019 2018

1,345.76 1,572.63 2019 2018 15.05%

3 2018

%

5 **4893.75** **1766.35** **0**

2020 12 31

708 **408**

300 **2020**

1

2018 8 20 **IFELC18G02A58N-L-01**

36 **1**

2

2020 12 31

408

ìCWR˜_(d• ƒzG_6r • ƒ0 • o 5 a6ìCWR˜_(d• €6DxCql` l)˜Wt1.7®ÁUo l"lM

”

“ ”

“ ”

“ ” “ ”

“

” “ ”

	IFELC17D02 QR05-L-01	IFELC17D02 TVVE-L-01	IFELC18G02 A58N-L-01
	2017-05-25	2017-06-29	2018-08-20
	36	36	36
	7,000.00	3,000.00	

		-	**344.60**	**2,147.81**
2020		-	345.00	2,439.60
		-	0.40	291.79
2020	—	-	-	-
		-	-	-
		-	-	-
		-	-	1,824.33
		-	-	57.98
		-	**-**	**1,766.35**

6 **2020 6**

1

2 36

2021 2 Ä

2021 5 31 1,366.77

	2021 5 31
	466.52
	900.25
	1,366.77

2021 5 31

2020 2,000 2020

2.18%

2020 6

2021 5 31 ş

2

3

39.75% **58.78%**

7

39.75% 2020 58.78%

1

2

3

4

2021 5 31

1 2021 5 31

2 2021 5 31

3

7

[2007]500

[2007]500

“

2020 12

31 ”

6-(îÂ.D 8ÂCtN©- 2021 2 9

¾ ÎH Â.D È

“ ”

2021 2 9

[2007]500

“

”

“

” 0bä@ íþH¤ ¾ 0bä@ 2Í0bä@ W*9•Ló .D Lò6 0bä@ ÌÙÏ`Ct

2021 2 9

[2007]500

[2007]500

“ ”

2018

2019 2020 80.45% 87.38% 83.13%

73.22%

68.42%

92.24% 10%

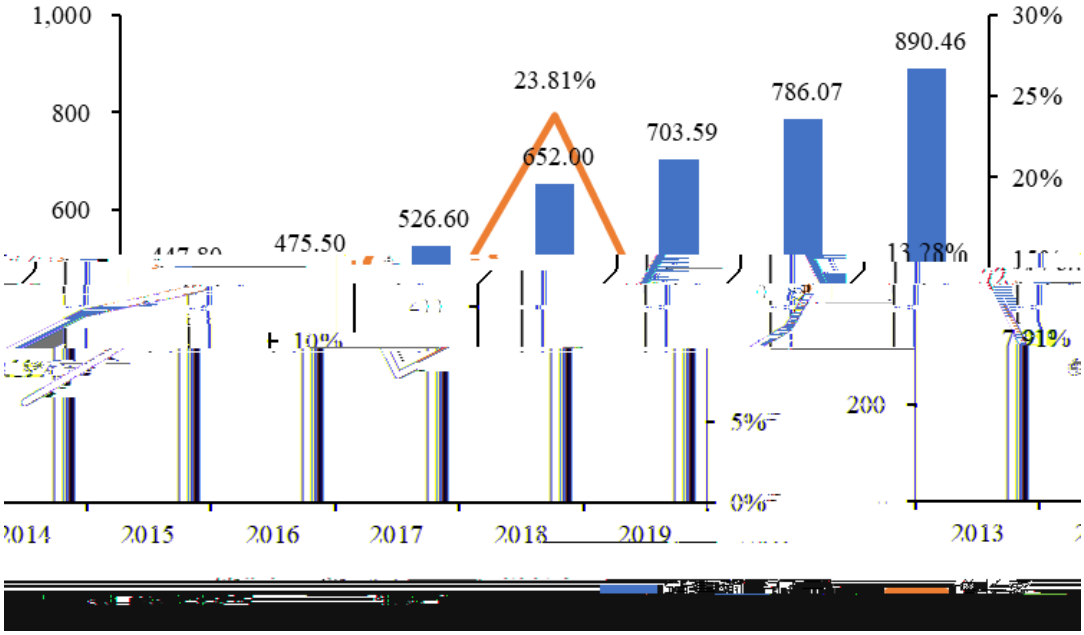

B

50% 2008

5

10

2009

C

	2020		2019	
	40,000.00	67.56%	40,000.00	77.56%
	120,000.00	32.74%	120,000.00	48.61%
	9,600.00	-	9,600.00	-

6

2019 2020

D 2020

4.25% 13.63% 2020

	2020		2019		2018	
	94,000.00	83.13%	94,000.00	87.38%	87,000.00	80.45%
	169,600.00	39.10%	169,600.00	52.73%	174,000.00	56.49%
	115,000.00	68.42%	115,000.00	57.32%	100,360.00	73.22%

9

9

9

1

1

90%

2016

3,500 60 1.7%

6,000 10 2017

17.1

2,650 1.55% 400

2019

2

2020 83.13%

71.76% 2017 2020

21.05% 2013

2019 10.32% 10%

2-3

2020 68.42%

92.24% 10%

50% 2008

5

10

2009

2012

2021

	2020		2019	
	40,000.00	67.56%	40,000.00	77.56%
	120,000.00	32.74%	120,000.00	48.61%
	9,600.00	-	9,600.00	-

6

	2020		2019		2018	
	94,000.00	83.13%	94,000.00			

9

1

30 2020 7 2022 12

	2020				2021								2022					
	7	9	10	12	1	3	4	6	7	9	10	12	1	3	4	6	7	9	10	12

1.1-1-3		-	50.00	-	-	50.00
1.1-3		-	32.07	22.76	-	54.83
1.1-4		-	20.35	21.28	-	41.63
1.1-5		-	-	23.34		

110-4-1		-	-	-	-	-
110-4-1		-	261.03	272.84	-	533.87

1.4-5

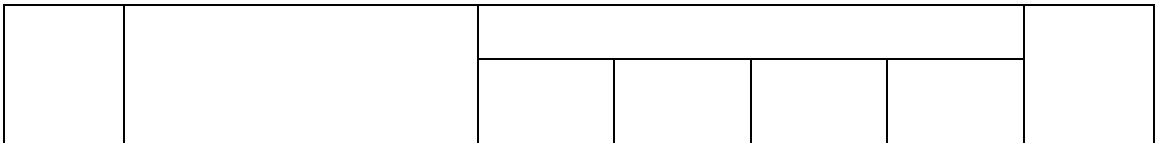

1.8-3

3		-	-	-	-	-
4		-	-	-	840.95	840.95
4.1		-	-	-	807.70	807.70
4.2		-	-	-	10.00	10.00
4.3		-	-	-	6.78	6.78
4.5		-	-	-	6.46	6.46

	7 9	10 12	1 3	4 6	7 9	10 12	1 3	4 6	7 9	10 12

		12,448.70	7,228.56	4,039.96	6,012.77	29,713.60
( )		12,448.70	7,228.56	4,039.96	-	23,717.21
1.1		3,802.15	727.89	862.73	-	5,392.78
1.1-1		3,802.15	50.00	-	-	3,852.15
1.1-1-1		3,106.12	-	-	-	3,106.12
1.1-1-2		696.03	-	-	-	696.03
1.1-1-3		-	50.00	-	-	50.00
1.1-3		-	271.45	192.63	-	464.08
1.1-4		-	267.97	280.10	-	548.07
1.1-5		-	80.00	246.90	-	326.90
1.1-7		-	58.47	143.10	-	201.56
1.2		3,891.67	1,787.32	1,202.68	-	6,881.67

1.2-1

1.4-1		120.00	-	-	-	120.00
1.4-2		-	130.00	25.00	-	155.00
1.5		9.43	30.00	6.50	-	45.93
1.5-1		9.43	-		-	9.43
1.5-2		-	30.00	5.00	-	35.00
1.5-3		-	-	1.50	-	1.50
1.6		-	3,000.00	450.00	-	3,450.00
1.7		-	600.00	-	-	600.00
1.8		61.00	-	305.00	-	366.00
1.8-1		61.00				61.00
1.8-3		-	-	83.56	-	83.56
1.8-4		--				

2.8		-	-	-	9.76	9.76
2.9		-	-	-	33.02	33.02
2.10		-	-	-		

1

2

3 A

4

1

2

（本页无正文，为《关于<海南葫芦娃药业集团股份有限公司首次公开发行股票并在创业板上市申
请文件的反馈意见>的回复》之签章页）

<
>

关于本次反馈意见回复报告的声明

本人作为[illegible]药业集团股份有限公司[illegible]

[illegible]

[illegible]已按照勤勉尽责原则履行核查程序，[illegible]意见回复报告不存在虚假记载、误导性陈述或者重大遗漏，并对上述文件的真实性、准确性、完整性承担相应法律责任。